

P36 series

Low profile rotary code switches

Surface mount or through-hole

Outside the US and the UK, this series is sold as the CR36 series.



- 3 actuator types
- Save board space
- Highly reliable
- Solder and flux sealed, washable

UG1410A

P36				
SERIES	Mounting	Actuators	Codes	Terminals
	(none) Through-hole S Surface mount	1 Screwdriver 3 Spindle 8 Slotted spindle	01 BCD 02 BCD complement 03 Hexadecimal 06 Hexadec. complement	(none) Straight or SMT V Crimped L254 Right angle, spacing 2,54 (.100)

ELECTRICAL SPECIFICATIONS

- Operating voltage : 24 VDC max.
- Contact load, static : 400mA max.
- Contact load, dynamic : 100mA max.
- Initial contact resistance : 100 mΩ max.
- Insulation resistance : 100 MΩ min.

MECHANICAL AND THERMAL SPECS

- Torque : 0,7 Ncm min.
- Expected life : 10.000 cycles min.
- Operating temperature : -30°C to +90°C

MATERIALS

- Base : UL94-V0, high temperature thermoplastic
- Cover : stainless steel
- Actuator : PA 4.6 nylon
- Contacts : gold over nickel plated phosphor bronze
- Terminals : tin plated

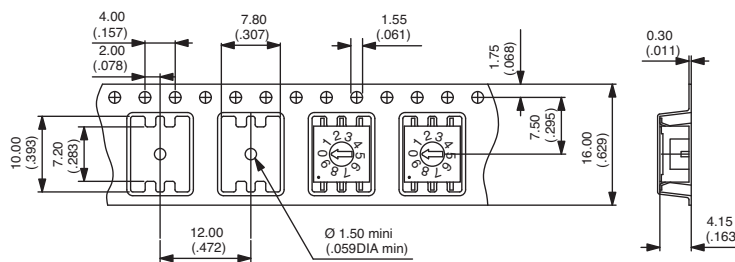
SOLDER RECOMMENDATIONS

(DIN CEI 68-2-20)

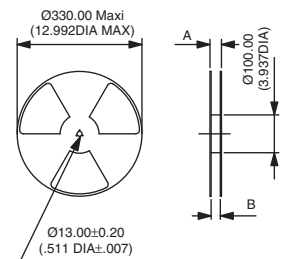
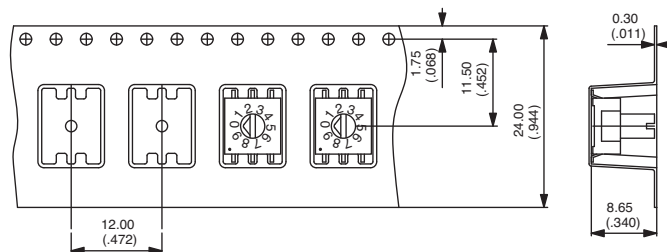
- Manual soldering : 340°C max. for 2 seconds max.
- Wave soldering : 280°C max. for 5 seconds max.
- Reflow soldering : 260°C max. for 10 seconds max.

PACKAGING

P36S1..
1300 pieces per reel
(dim.A = 22,4 mm
dim B = 16,4 mm)



P36S3..
P36S8..
600 pieces per reel
(dim.A = 30,4 mm
dim B = 24,4 mm)



- Reels : see above. To order a SMT product with tape & reel packaging, add "TR" at the end of its part number.
- Tubes : 50 pieces (through-hole or SMT) per tube.

Dimensions : first dimensions are in mm while inches are shown as bracketed numbers.

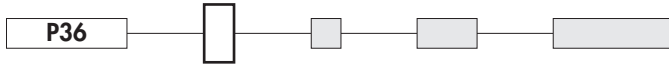
The company reserves the right to change specifications without notice.

P36 series

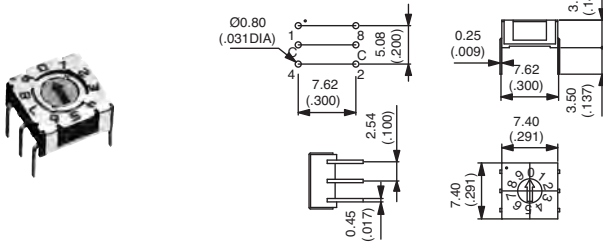
Low profile rotary code switches

Surface mount or through-hole

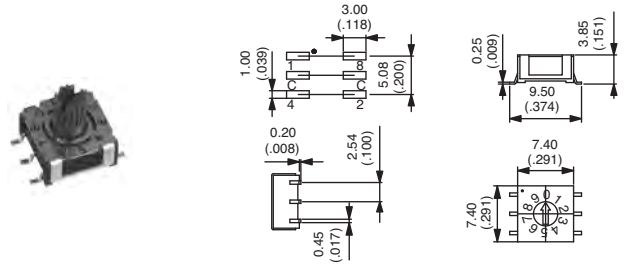
MOUNTING



(none) Through-hole



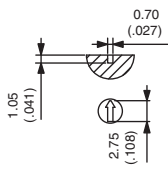
S Surface mount



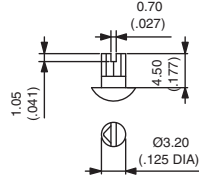
ACTUATORS



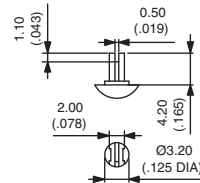
1 Screwdriver



3 Spindle



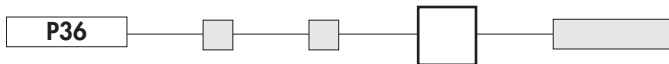
8 Slotted spindle



Actuator colour depending on codes

BCD red
 BCD compl. orange
 Hexadecimal grey
 Hexadec. compl. white

CODES / TRUTH TABLES



01 BCD

	C	1	2	4	8	
0	●					0
1	●	●				1
2	●		●			2
3	●	●	●			3
4	●			●		4
5	●	●		●		5
6	●		●	●		6
7	●	●	●	●		7
8	●				●	8
9	●	●			●	9

▲ Position ▲ Marking

02 BCD complement

	C	1	2	4	8	
0	●	●	●	●	●	0
1	●	●	●	●	●	1
2	●	●	●	●	●	2
3	●	●	●	●	●	3
4	●	●	●	●	●	4
5	●	●	●	●	●	5
6	●	●	●	●	●	6
7	●	●	●	●	●	7
8	●	●	●	●	●	8
9	●	●	●	●	●	9

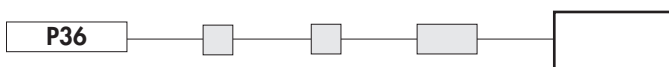
03 Hexadecimal

	C	1	2	4	8	
0	●					0
1	●	●				1
2	●		●			2
3	●	●	●			3
4	●			●		4
5	●	●		●		5
6	●		●	●		6
7	●	●	●	●		7
8	●				●	8
9	●	●			●	9
10	●		●		●	A
11	●	●			●	B
12	●			●	●	C
13	●	●		●	●	D
14	●		●	●	●	E
15	●	●	●	●	●	F

06 Hexadecimal complement

	C	1	2	4	8	
0	●	●	●	●	●	0
1	●	●	●	●	●	1
2	●	●	●	●	●	2
3	●	●	●	●	●	3
4	●	●	●	●	●	4
5	●	●	●	●	●	5
6	●	●	●	●	●	6
7	●	●	●	●	●	7
8	●	●	●	●	●	8
9	●	●	●	●	●	9
10	●	●	●	●	●	A
11	●	●	●	●	●	B
12	●	●	●	●	●	C
13	●	●	●	●	●	D
14	●	●	●	●	●	E
15	●	●	●	●	●	F

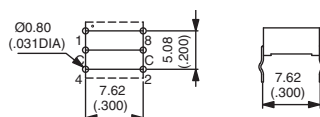
TERMINALS



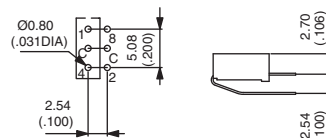
(none) Straight or SMT



V Crimped



L254 Right angle, spacing 2,54 (.100)



Mouser Electronics

Authorized Distributor

Click to View Pricing, Inventory, Delivery & Lifecycle Information:

[Apem:](#)

[P36S101](#) [P36S103](#) [P36101](#) [P36103](#) [P36102](#) [P36106](#) [P36S102](#) [P36S106](#) [P36103L254](#) [P36101L254](#)
[P36803L254](#) [P36806](#) [P36S101TR](#) [P36S103TR](#) [P36S106TR](#) [P36303](#)